



Instructions For 5622 Conversion




Wear Appropriate eye protection! Turn run/tow switch to off position (if applicable) and disconnect the battery pack.



1) Remove three Phillips head screws on receptacle cover. Remove Phillips head screw holding reed switch to positive receptacle pin. Discard reed switch and connect new replacement fuse lead into same location.



2) Position fuse lead wire into slotted area as shown. Make sure the Phillips head screw is completely tight!



3) Connect the fuse lead into car half male faston connector. Make sure this connection is secure and install receptacle cover. Make sure the fuse lead wire is located in the body and cover slot. Tighten the three Phillips head screws securely. The cover and body should be together flush.

4) Reconnect the battery pack place run/tow switch in run (if applicable) and test run car.